



# Tips for buying your kitchen



## The two sides to a kitchen: beautiful & practical

**Your kitchen will last many years, so it needs to work for you all the time,**

kitchens last about 15 years or even longer, so it has to prove its worth in day-to-day use. That's why it should be both beautiful and practical. Prepare yourself well before you buy a kitchen.

It will help you make the right decisions. That way, you support your kitchen planner in designing a kitchen created to your specification.



Such a kitchen will have the following features:

- Efficient workflow (ergonomics)
- Optimum space utilisation (storage space)
- Enhanced convenience (motion)
- Freedom for your ideas (design)

If you pay attention to all of these, your kitchen will suit you and your needs. Over the following pages, you will find lots of ideas for your practical kitchen.



### Room size

What are the dimensions of the space for your new kitchen? (Provide your planner with a floor plan)



### Connections

Where are the available connections? (water, power, etc.)



### Storage space

Do you have alternative storage space? (pantry, cellar, etc.)

## Make a list of your individual requirements

Your kitchen planner needs to be aware of your particular requirements so they can ensure you get what you want. There are a number of factors that can influence the design of your new kitchen.



### Habits

What are your shopping, cooking and eating habits?



### Lifestyle

What function should your kitchen have? (entertainment, purely a working kitchen, etc.)



### Size of household

How big is your household?



Use the Blum Zone Planner to quickly establish how much storage space you'll really need in your new kitchen

[www.blum.com/zoneplanner1](http://www.blum.com/zoneplanner1)

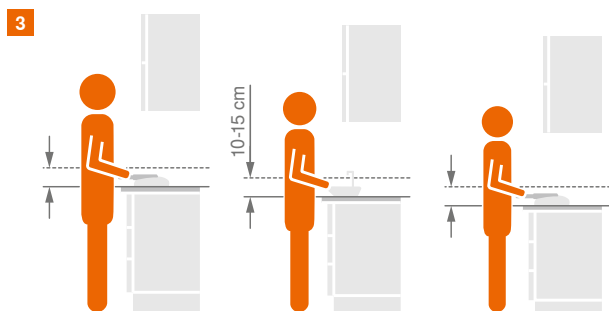
# Ergonomics



1 Full extension drawers instead of doors and fixed shelves



2 Practical inner dividing systems



3 Proper working height (distance between elbows and worktop)

## Define areas of activity

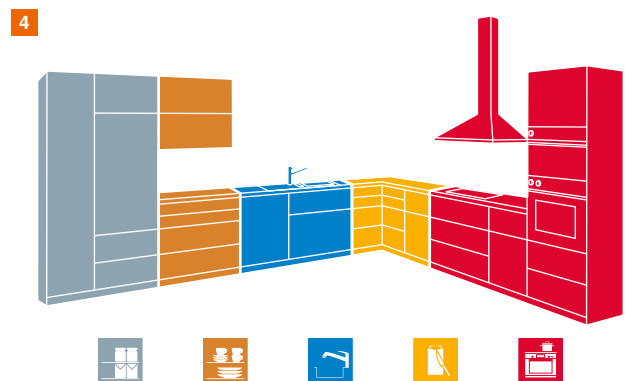
Kitchens can be divided into 5 zones, based on typical activities: consumables, non-consumables, cleaning, preparation and cooking. The zones are arranged clockwise for right-handed people and in the opposite direction for left-handed people.

*i* Ensure that there is a sufficient main work surface (min. 900 mm). Ideally, this should be located between the sink and hob.

## Take the workflow into account

A cleverly designed kitchen can save a lot of work when everything is just where it should be. This keeps distances short, ensures an ergonomic workflow, and saves time.

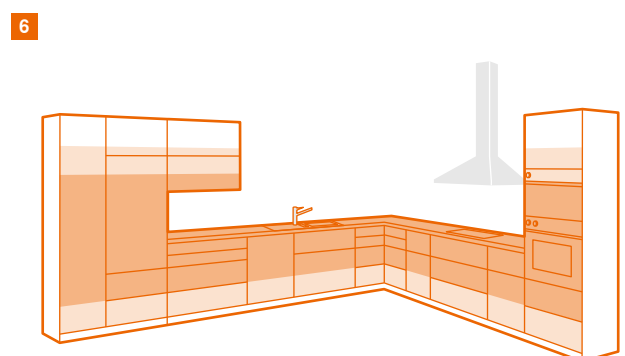
*i* Think of the typical ways you use your kitchen and play these out using the new kitchen plan.



4 5 areas of activity



5 Are you right or left-handed?



6 Store frequently used items at an easily reachable height

# Storage space



SPACE TOWER offers plenty of storage space for provisions

## Utilise the available storage space

Just because you don't have much space doesn't mean you have to miss out on your dream kitchen. With pull-outs in a tall cabinet, in the plinth, or under the sink, you can gain plenty of extra useful storage space.

*i* Determine your own personal storage space requirement: make a note of everything you want to keep in the kitchen.



U-shaped sink pull-out




SPACE STEP utilises the space in the plinth

## Gain more space

With deeper furniture and high sided pull-outs, you can create a great deal of space that would otherwise be wasted.

*i* The storage space requirement varies, according to cooking and shopping habits and lifestyle. Make sure that your planning takes this into consideration.



SPACE TWIN allows you to use every inch



Additional inner drawers create more storage space

## Quality of motion



BLUMOTION soft-close mechanism for soft and effortless closing

### Enhanced ease of use

Furniture that is easy to open, has a feather-light glide even when heavily laden, and closes softly and effortlessly – that's what we call a practical kitchen. High-quality fittings technology is what makes the difference here.

*i* Consciously test the showroom furniture, compare it and notice the enhanced ease of use.



BLUMOTION for doors



AVENTOS lift systems open with a feather-light glide, have infinitely variable opening positions and close softly and effortlessly



SERVO-DRIVE, the electrical opening support system for pull-outs

### Easy one-touch opening

A light touch on the front with the hand, knee or foot is all that is required for drawers, pull-outs and even wall cabinet fronts to open as if by themselves – thanks to SERVO-DRIVE. And they close again softly and effortlessly with the integrated soft-close mechanism.

*i* SERVO-DRIVE is also available as an individual solution for refrigerators and freezers, dishwashers and waste bin pull-outs.



SERVO-DRIVE electrical motion support system for wall cabinet fronts (closed with the push of a button)



TIP-ON BLUMOTION mechanical opening support system



1 Dark fittings bring design into furniture interiors



2 Handle-less furniture thanks to innovative motion technologies

## Great design freedom

Add that personal touch and bring your dream kitchen to life. Blum has the right products to bring a better quality of living to every room in the home.

*i* Dark fittings are ideal for achieving a harmonious balance, or a daring contrast – in wall cabinets, pull-outs and doors.



3 MERIVOBX offers a huge variety of design options



4 With REVEGO, an entire run of kitchen units can be completely concealed

## Creating multifunctional space

More and more people are merging their kitchen, dining, living and working space. The REVEGO pocket system allows entire living areas to be opened up quickly when needed, and easily closed off again as desired.

*i* A gentle tap reveals a run of furniture units hidden behind the large front. The doors vanish completely, out of the way.



5 Thin fronts with different materials are possible with a thickness of just 8 mm



6 AVENTOS fittings provide stability when lifting large and wide wall cabinet fronts

## Practical cabinet solutions



### Wide sink cabinet

With an abundance of space for detergent, sponges and much more.



### Narrow sink cabinet

Clear waste separation and storage space for bags etc.



### SPACE TWIN narrow cabinet

The smallest of gaps can be used for baking accessories.



### Cabinet for bottles and cutting boards

Neat and tidy storage, thanks to the bottle rack.



### SPACE CORNER cabinet

Makes ergonomic use of corner space.



### SPACE TOWER larder unit

Easy to use and offers plentiful storage space.

### Functional cabinets support good workflows

Well-thought-out cabinet solutions offer convenient storage options for your kitchen utensils. They make best use of the available storage space, allowing you to access your items with ease. Everything is immediately to hand.



Blum is an international company that specialises in manufacturing functional furniture fittings. More ideas for a better quality of living throughout the home can be found at

[www.blum-inspirations.com](http://www.blum-inspirations.com)